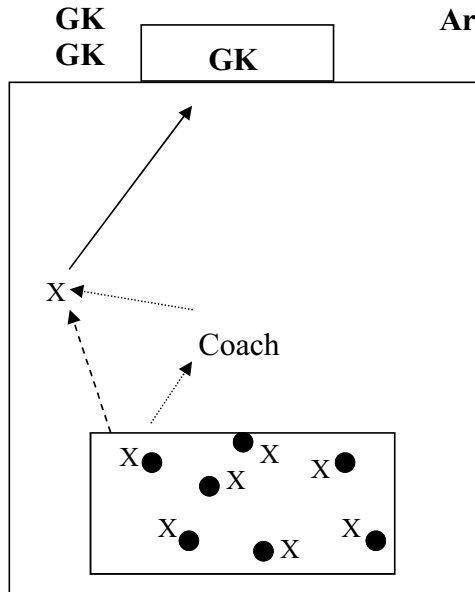


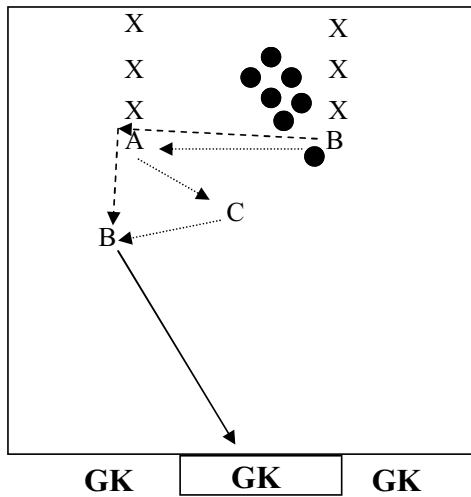
**Learning Objective:** The coach attending this session will learn how to train players in the techniques related to “finishing” or scoring goals.

Arron Lujan—Head Men’s Soccer Coach

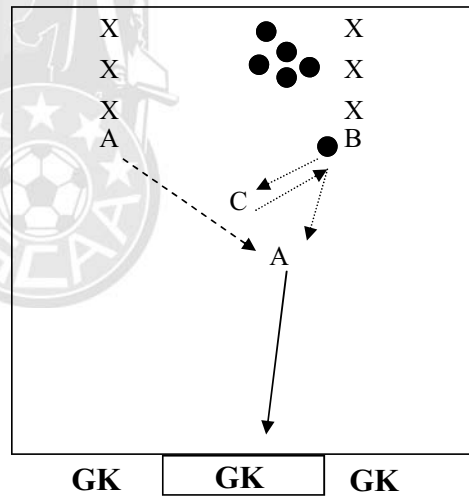
## Finishing Around The 18



Every player with a ball in a grid (20x25). Dribbling in the grid. Coach stands just outside the grid between the grid and goal. Coach calls a player’s name whom then plays a wall pass with the coach followed by a shot on goal. Collect rebound, return to the grid, and resume dribbling.



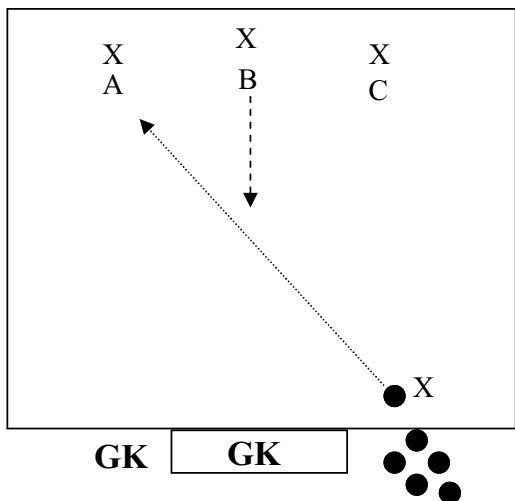
Player B passes to Player A. Player A to Player C. Player B makes an overlapping run around A. Player C passes ball for Player B to finish. Player A continues their run for any rebounds. Extra GK’s are on the end line as bumpers.



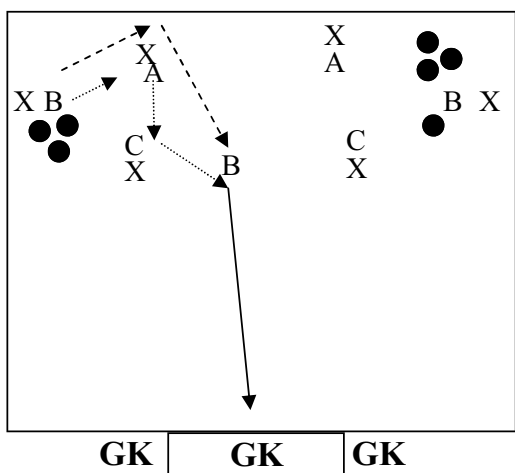
Player B passes to Player C. Player C passes back to Player B. Player B then plays through ball for Player A to finish. Player B follows the play for any rebounds. Extra GK’s are on the end line as bumpers.

# 2010 NSCAA Convention Clinic Outline Book

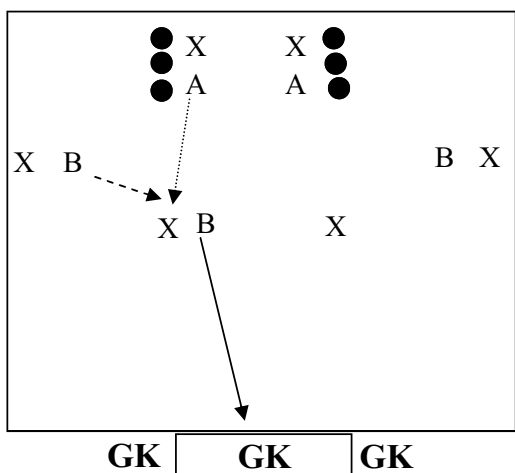
Arron Lujan/Boyna Bear



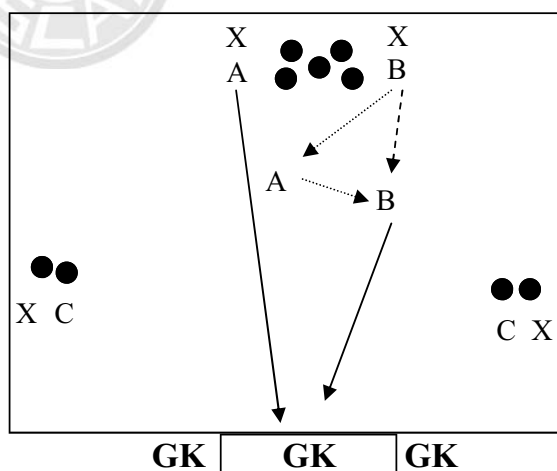
Coach Plays to Player A. As soon as coach plays the ball Player B makes a 5 yard burst to goal and then to challenge for the ball. Player C joins Player A to go to goal in a 2 v 1 situation.



Player B passes to Player A. Player B overlaps Player A. Player A plays Player C. Player C lays ball off to space for Player B to finish. Player C follows the play for any rebounds. Extra GK's are on the end line as bumpers.



Player B makes run to the cone. Player A plays ball in to Player B who takes no more than 2 touches and finishes. Extra GK's are on the end line as bumpers.



Player A takes a touch and shoots. Player A then turns and plays a wall pass with Player B who finishes. Both Player A and B then make runs forward for Player C to cross the ball into them. Alternate sides for cross.